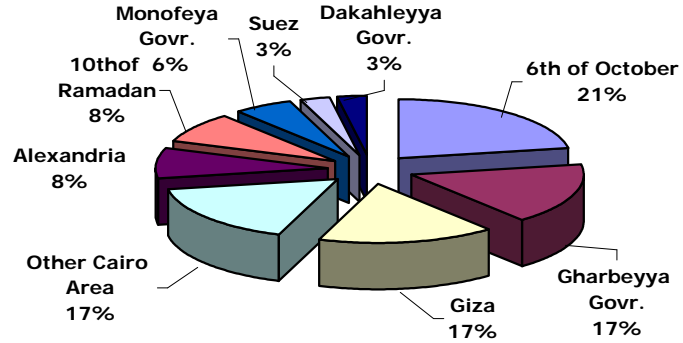


QIZ Company Statistics - 36 Companies Approved in May 18th, 2006

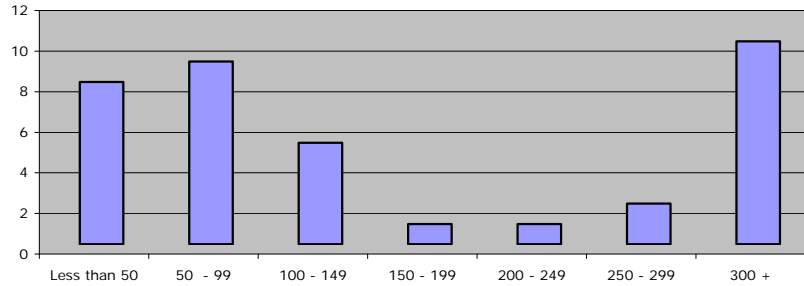
Distribution of listed companies by location

Location	Freq.
6th of October	8
Gharbeyya Govr.	6
Giza	6
Other Cairo Area	6
Alexandria	3
10thof Ramadan	3
Monofeya Govr.	2
Suez	1
Dakahleyya Govr.	1
Total	36



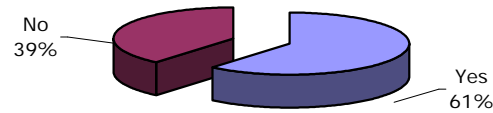
Distribution of listed companies by labor (total no. of workers)

Workers Category	Freq.
Less than 50	8
50 - 99	9
100 - 149	5
150 - 199	1
200 - 249	1
250 - 299	2
300 +	10
N.A	0
Total	36



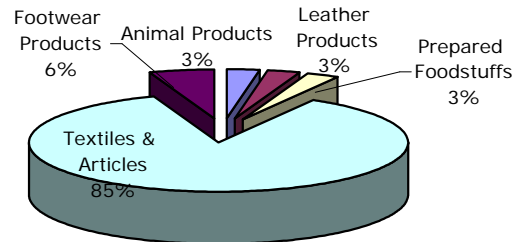
Distribution of listed companies by export situation

Export to US	Freq.
Yes	22
No	14
Total	36

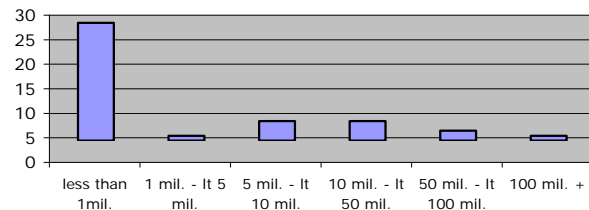


Distribution of listed companies by sector

Sector	Freq.
Animal Products	1
Leather Products	1
Prepared Foodstuffs	1
Textiles & Articles	31
Footwear Products	2
Total	36



Distribution of listed companies by capital (EGP)



Distribution of listed companies by investments (EGP)

