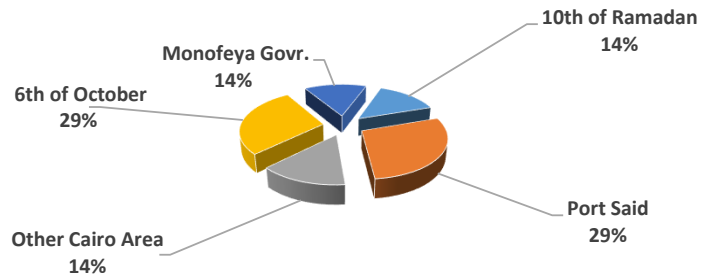


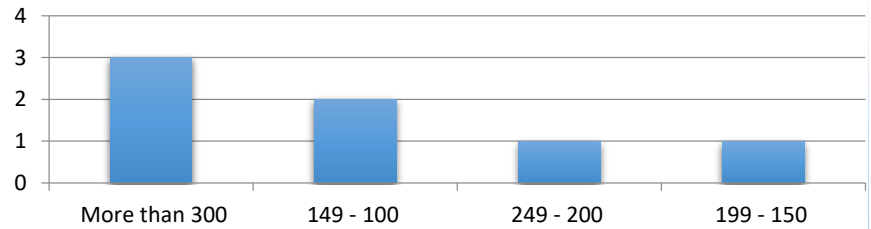
QIZ Company Statistics - 7 Companies Approved in Jul 25th, 2018

Distribution of listed companies by location

Location	Freq.
10th of Ramadan	1
Port Said	2
Other Cairo Area	1
6th of October	2
Monofeya Govr.	1
Grand Total	7



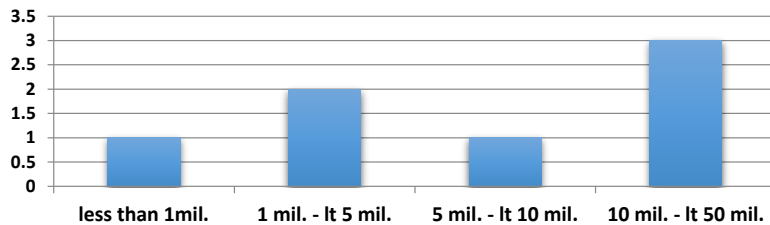
Worker.Category	Freq.
More than 300	3
100 - 149	2
200 - 249	1
150 - 199	1
Grand Total	7



Sector1	Freq.
Textile & textile articles	7
Grand Total	7



Distribution of listed companies by capital (EGP)



Distribution of listed companies by investments (EGP)

