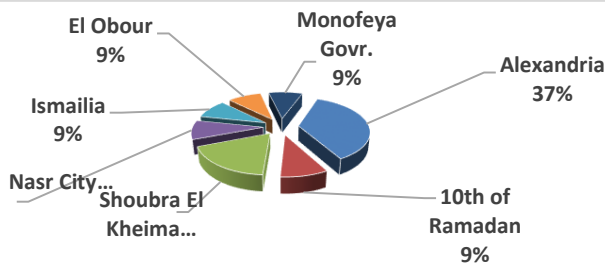


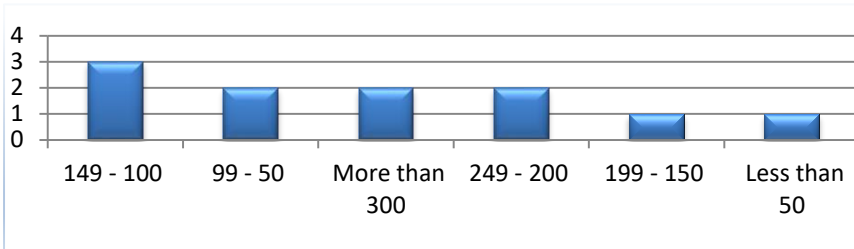
QIZ Company Statistics - 11 Companies Approved in Sep 2nd, 2019

Distribution of listed companies by location

| Location | Freq. |
|--------------------|-----------|
| Alexandria | 4 |
| 10th of Ramadan | 1 |
| Shoubra El Kheima | 2 |
| Nasr City | 1 |
| Ismailia | 1 |
| El Obour | 1 |
| Monofeya Govr. | 1 |
| Grand Total | 11 |



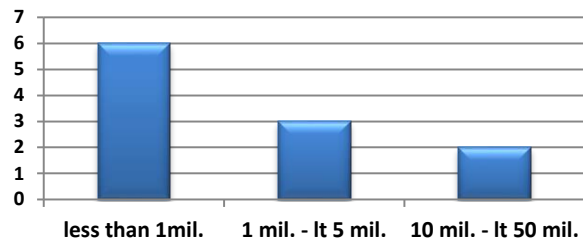
| Worker.Category | Freq. |
|--------------------|-----------|
| 100 - 149 | 3 |
| 50 - 99 | 2 |
| More than 300 | 2 |
| 200 - 249 | 2 |
| 150 - 199 | 1 |
| Less than 50 | 1 |
| Grand Total | 11 |



| Sector1 | Freq. |
|----------------------------|-----------|
| Textile & textile articles | 11 |
| Grand Total | 11 |



Distribution of listed companies by capital (EGP)



Distribution of listed companies by investments (EGP)

