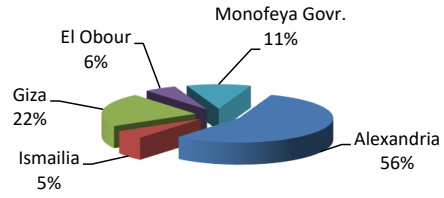


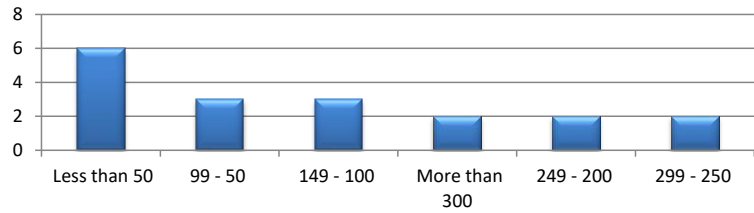
QIZ Company Statistics - 18 Companies Approved in Dec 11st, 2019

Distribution of listed companies by location

Location	Freq.
Alexandria	10
Ismailia	1
Giza	4
El Obour	1
Monofeya Govr.	2
Grand Total	18



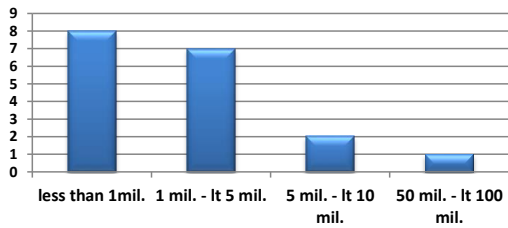
Worker.Category	Freq.
Less than 50	6
50 - 99	3
100 - 149	3
More than 300	2
200 - 249	2
250 - 299	2
Grand Total	18



Sector	Freq.
Textile & textile articles	18
Grand Total	18



Distribution of listed companies by capital (EGP)



Distribution of listed companies by investments (EGP)

