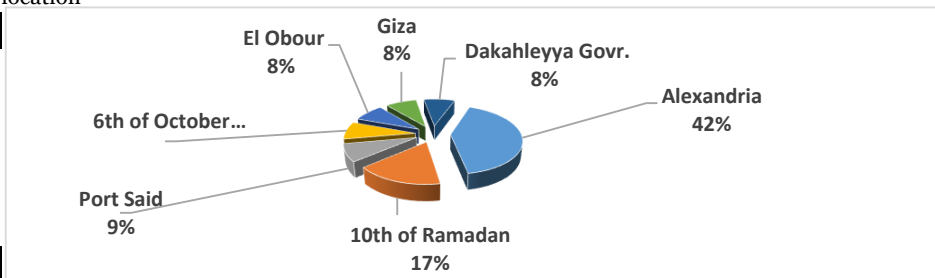


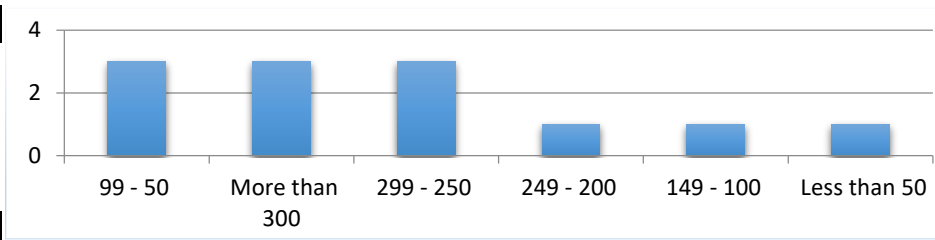
QIZ Company Statistics - 12 Companies Approved in May 09th, 2018

Distribution of listed companies by location

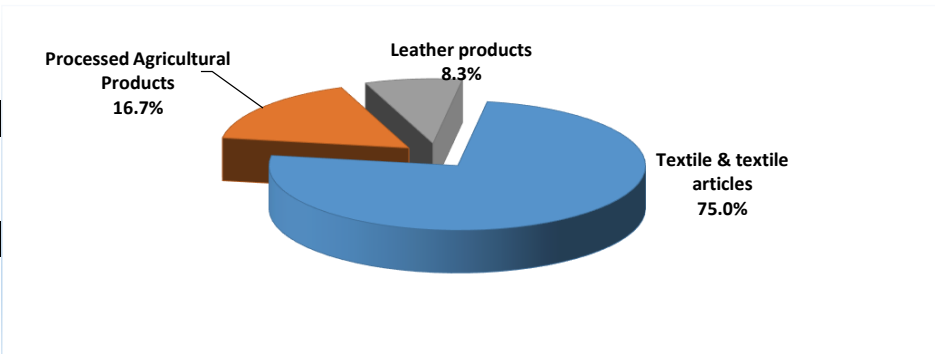
Location	Freq.
Alexandria	5
10th of Ramadan	2
Port Said	1
6th of October	1
El Obour	1
Giza	1
Dakahleyya Govr.	1
Grand Total	12



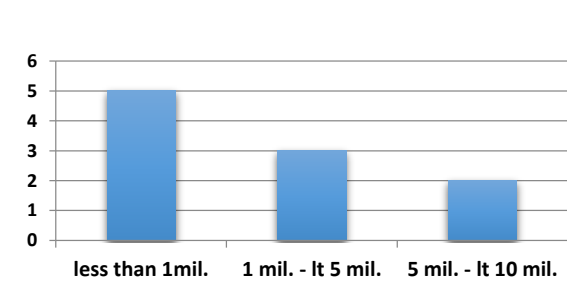
Worker.Category	Freq.
50 - 99	3
More than 300	3
250 - 299	3
200 - 249	1
100 - 149	1
Less than 50	1
Grand Total	12



Sector	Freq.
Textile & textile articles	9
Processed Agricultural Prc	2
Leather products	1
Grand Total	12



Distribution of listed companies by capital (EGP)



Distribution of listed companies by investments (EGP)

