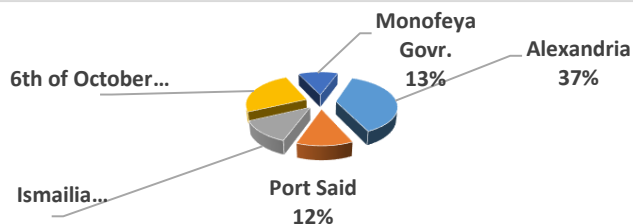


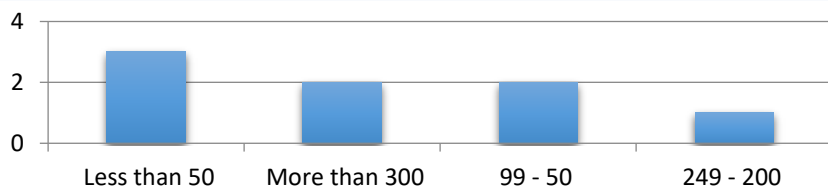
QIZ Company Statistics - 8 Companies Approved in Dec 16th, 2018

Distribution of listed companies by location

Location	Freq.
Alexandria	3
Port Said	1
Ismailia	1
6th of October	2
Monofeya Govr.	1
Grand Total	8



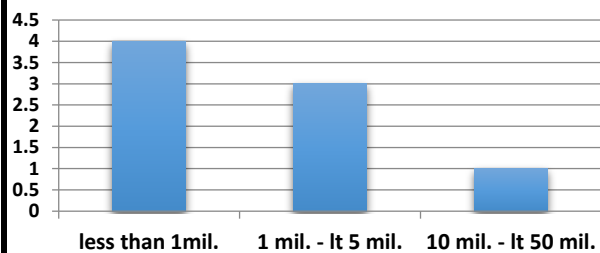
Worker.Category	Freq.
Less than 50	3
More than 300	2
50 - 99	2
200 - 249	1
Grand Total	8



Sector1	Freq.
Textile & textile articles	8
Grand Total	8



Distribution of listed companies by capital (EGP)



Distribution of listed companies by investments (EGP)

