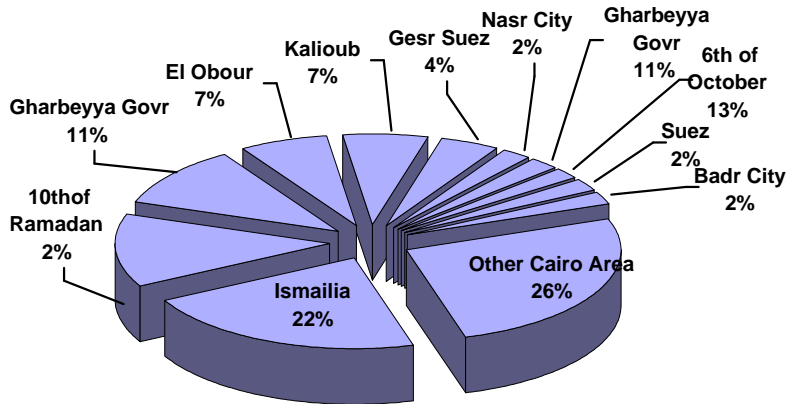


# QIZ Company Statistics - 46 Companies Approved in January 2006

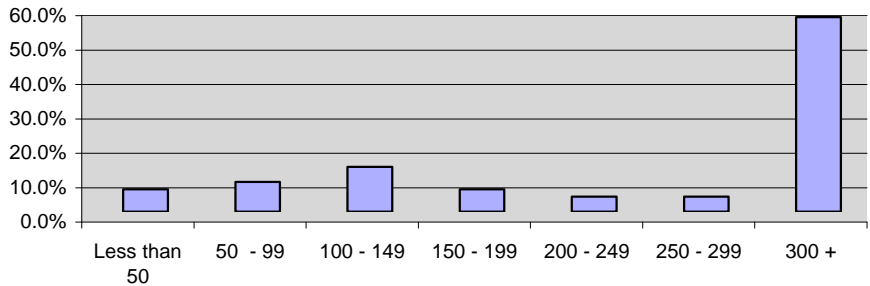
Distribution of listed companies by location

Location	Freq.
Other Cairo Area	12
Ismailia	10
6th of October	6
Gharbeyya Govr.	5
El Obour	3
Kalioub	3
Gesr Suez	2
Nasr City	1
South Giza	1
10thof Ramadan	1
Suez	1
Badr City	1
<b>Total</b>	<b>46</b>



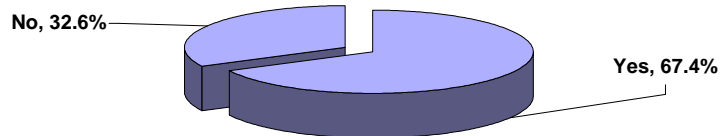
Distribution of listed companies by labor (total no. of workers)

Workers Category	Freq.
Less than 50	3
50 - 99	4
100 - 149	6
150 - 199	3
200 - 249	2
250 - 299	2
300 +	26
N.A	0
<b>Total</b>	<b>46</b>



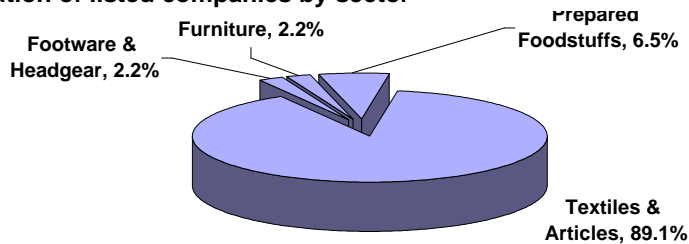
Distribution of listed companies by export situation

Export to US	Freq.
Yes	31
No	15
<b>Total</b>	<b>46</b>



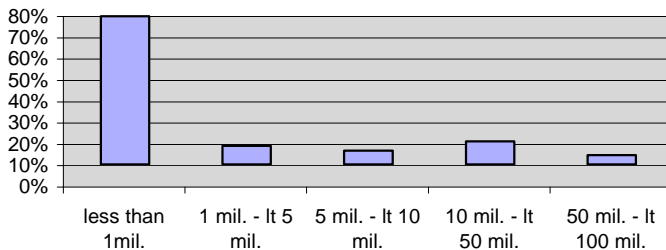
Distribution of listed companies by sector

Sector	Freq.
Footware & Headgear	1
Furniture	1
Prepared Foodstuffs	3
Textiles & Articles	41
<b>Total</b>	<b>46</b>



\*Multiple answers allowed

Distribution of listed companies by capital (EGP)



Distribution of listed companies by investments (EGP)

