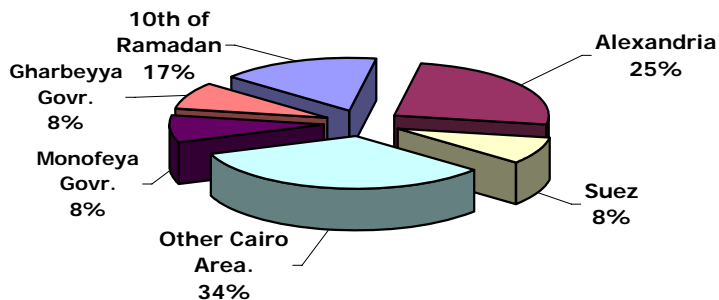


## QIZ Company Statistics - 12 Companies Approved in February 18th, 2007

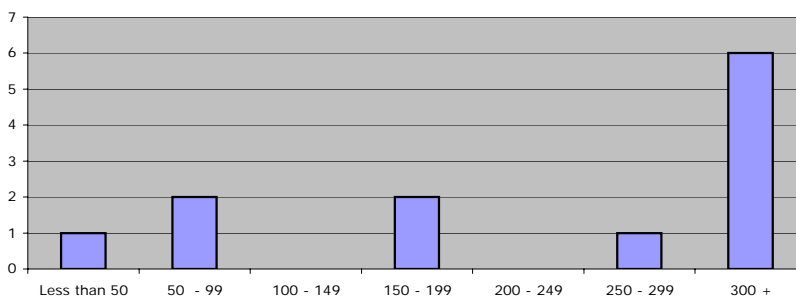
**Distribution of listed companies by location**

Location	Freq.
10th of Ramadan	2
Alexandria	3
Suez	1
Other Cairo Area.	4
Monofeya Govr.	1
Gharbeyya Govr.	1
<b>Total</b>	<b>12</b>



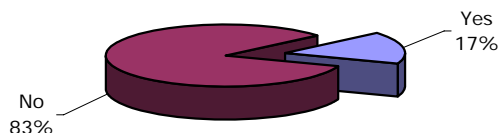
**Distribution of listed companies by labor (total no. of workers)**

Workers Category	Freq.
Less than 50	1
50 - 99	2
100 - 149	0
150 - 199	2
200 - 249	0
250 - 299	1
300 +	6
N.A	0
<b>Total</b>	<b>12</b>




**Distribution of listed companies by export situation**

Export to US	Freq.
Yes	2
No	10
<b>Total</b>	<b>12</b>

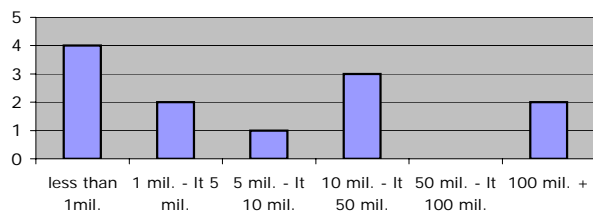


**Distribution of listed companies by sector**

Sector	Freq.
Textiles & Articles	11
Chemical products	1
<b>Total</b>	<b>12</b>



**Distribution of listed companies by capital (EGP)**



**Distribution of listed companies by investments (EGP)**

