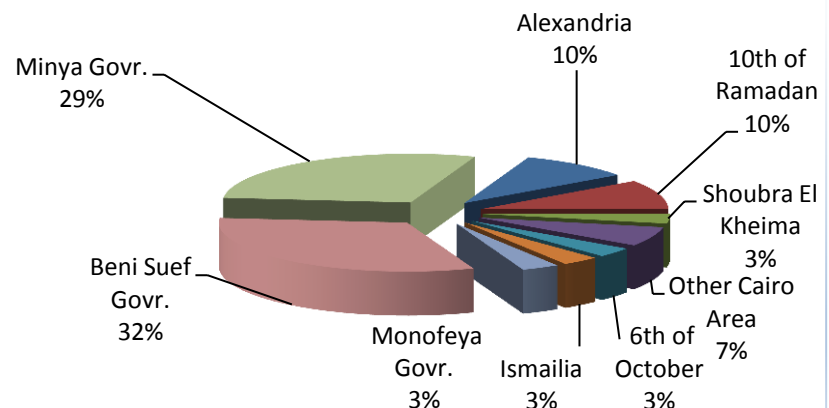


QIZ Company Statistics - 31 Companies Approved in Feb 11th, 2013

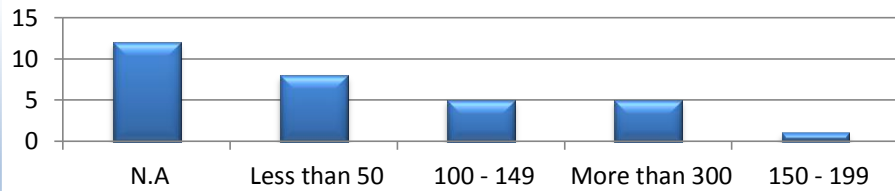
Distribution of listed companies by location

Location	Freq.
Alexandria	3
10th of Ramadan	3
Shoubra El Kheima	1
Other Cairo Area	2
6th of October	1
Ismailia	1
Monofeya Govr.	1
Beni Suef Govr.	10
Minya Govr.	9
Grand Total	31



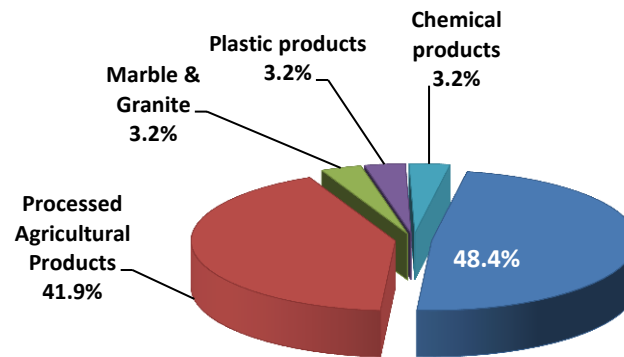
Worker.Category

Worker.Category	Freq.
N.A	12
Less than 50	8
100 - 149	5
More than 300	5
150 - 199	1
Grand Total	31

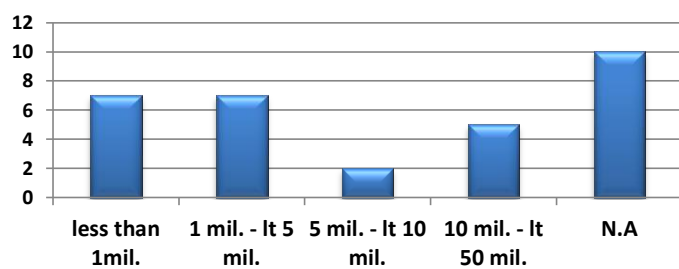


Sector1

Sector1	Freq.
Textile & textile articles	15
Processed Agricultural Products	13
Marble & Granite	1
Plastic products	1
Chemical products	1
Grand Total	31



Distribution of listed companies by capital (EGP)



Distribution of listed companies by investments (EGP)

