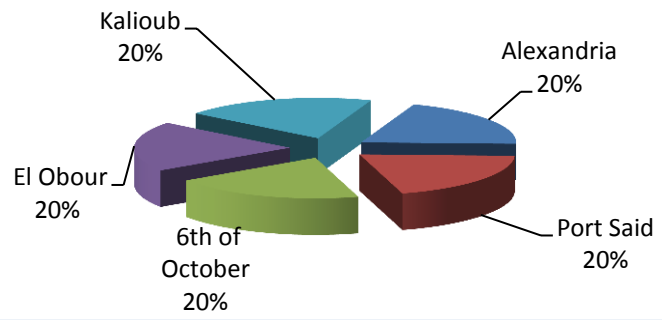
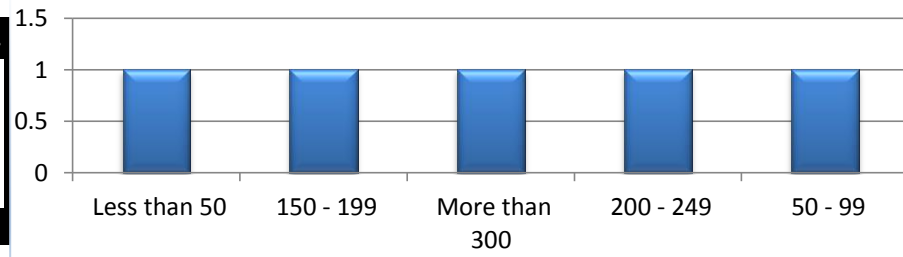


QIZ Company Statistics - 5 Companies Approved in Jan 15th, 2014

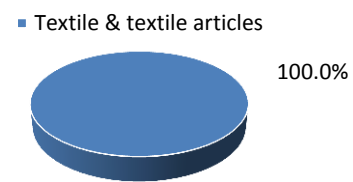
Column1	new
Distribution of listed companies by location	
Location	Freq.
Alexandria	1
Port Said	1
6th of October	1
El Obour	1
Kalioub	1
Grand Total	5



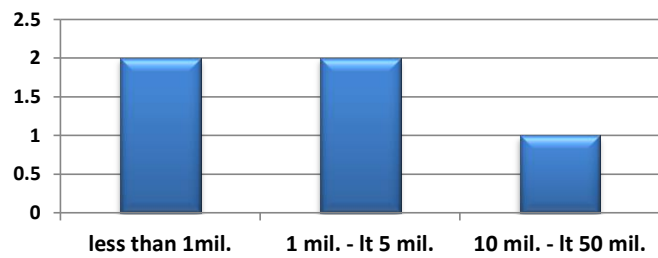
Worker.Category	Freq.
Less than 50	1
150 - 199	1
More than 300	1
200 - 249	1
50 - 99	1
Grand Total	5



Sector1	Freq.
Textile & textile articles	5
Grand Total	5



Distribution of listed companies by capital (EGP)



Distribution of listed companies by investments (EGP)

