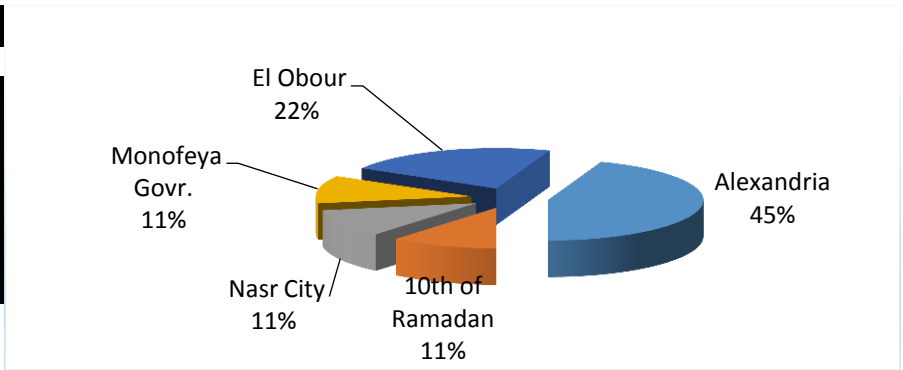
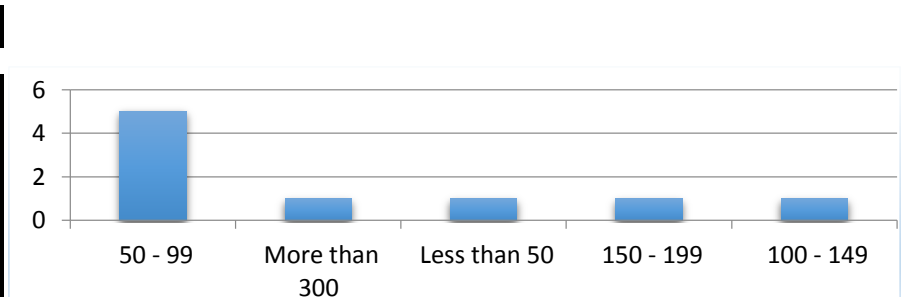


QIZ Company Statistics - 9 Companies Approved in Jan 21th, 2014

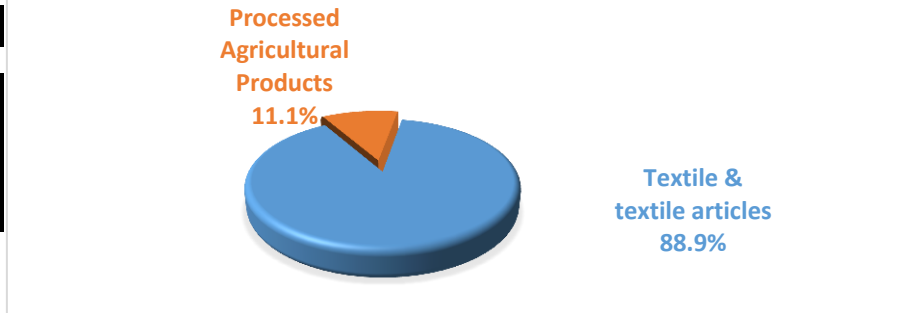
Column1	new
Distribution of listed companies by location	
Location	Freq.
Alexandria	4
10th of Ramadan	1
Nasr City	1
Monofeya Govr.	1
El Obour	2
Grand Total	9



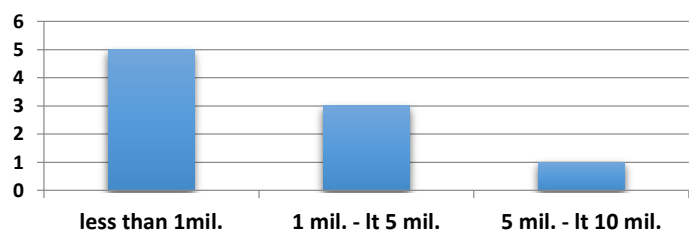
Column1	new
Worker.Category	
Worker.Category	Freq.
50 - 99	5
More than 300	1
Less than 50	1
150 - 199	1
100 - 149	1
Grand Total	9



Column1	new
Sector1	
Sector1	Freq.
Textile & textile articles	8
Processed Agricultural Products	1
Grand Total	9



Distribution of listed companies by capital (EGP)



Distribution of listed companies by investments (EGP)

