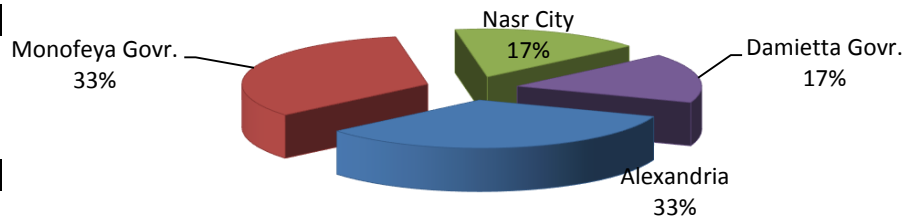


QIZ Company Statistics - 6 Companies Approved in Aug 5th, 2012

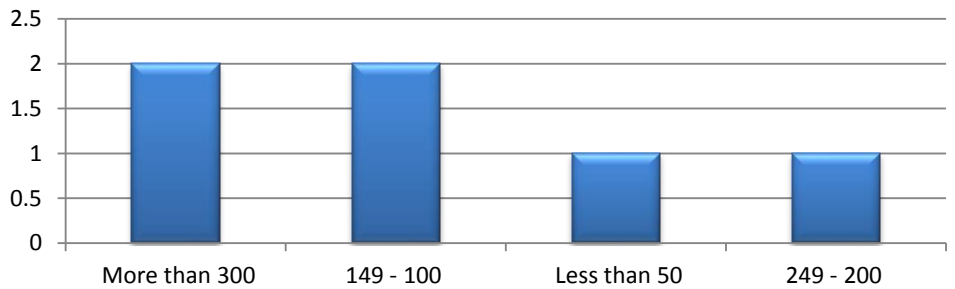
Distribution of listed companies by location

Location	Freq.
Alexandria	2
Monofeya Govr.	2
Nasr City	1
Damietta Govr.	1
Grand Total	6



Distribution of listed companies by labor (total no. of workers)

Worker.Category	Freq.
More than 300	2
100 - 149	2
Less than 50	1
200 - 249	1
Grand Total	6



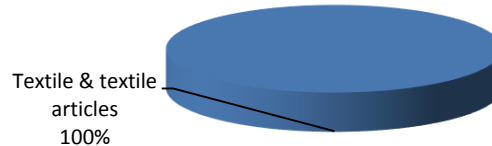
Distribution of listed companies by export situation

export situation	Freq.
No	4
Yes	2
Grand Total	6

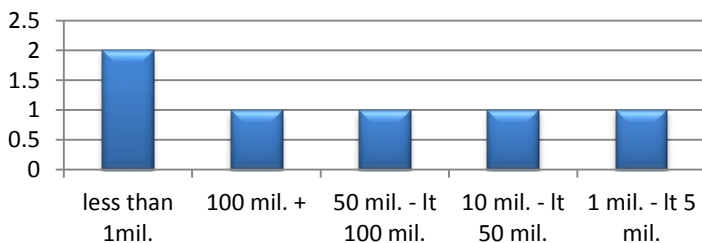


Distribution of listed companies by sector

Sector1	Freq.
Textile & textile articles	6
Grand Total	6



Distribution of listed companies by capital (EGP)



Distribution of listed companies by investments (EGP)

