


QIZ Company Statistics - 9 Companies Approved in Dec 15th, 2011

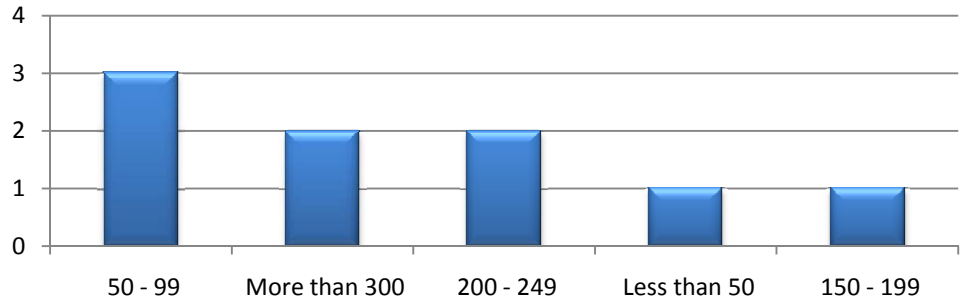
Distribution of listed companies by location

Location	Freq.
Alexandria	1
Gharbeyya Govr.	2
Shoubra El Kheima	1
Port Said	1
Suez	1
Badr City	1
Giza	1
Monofeya Govr.	1
Grand Total	9



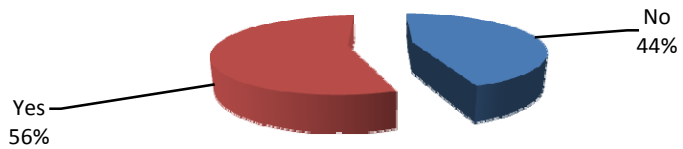
Distribution of listed companies by labor (total no. of workers)

Worker Category	Freq.
50 - 99	3
More than 300	2
200 - 249	2
Less than 50	1
150 - 199	1
Grand Total	9



Distribution of listed companies by export situation

export situation	Freq.
No	4
Yes	5
Grand Total	9

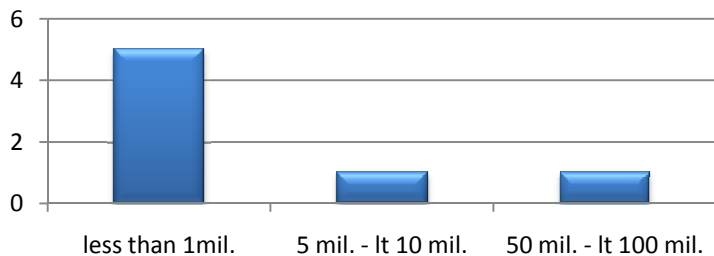


Distribution of listed companies by sector

Sector1	Freq.
Textile & textile articles	9
Grand Total	9



Distribution of listed companies by capital (EGP)



Distribution of listed companies by investments (EGP)

