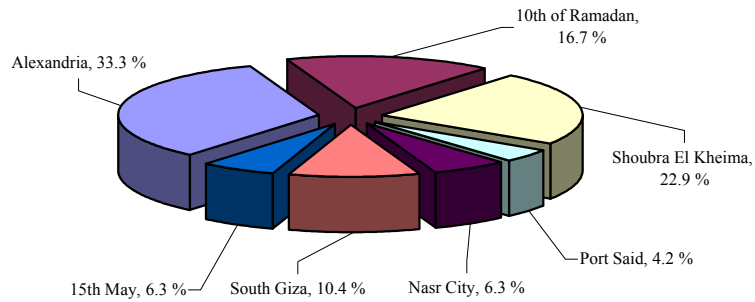


QIZ Statistics - 48 Companies Approved in June 6th, 2005

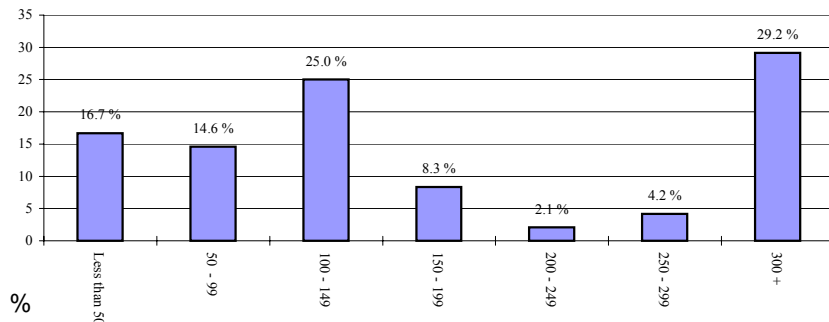
Distribution of listed companies by location

Location	Freq.
Alexandria	16
10th of Ramadan	8
Shoubra El Kheima	11
Port Said	2
Nasr City	3
South Giza	5
15th May	3
Total	48



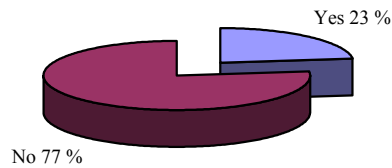
Distribution of listed companies by labor (total no. of workers)

Workers Category	Freq.
Less than 50	8
50 - 99	7
100 - 149	12
150 - 199	4
200 - 249	1
250 - 299	2
300 +	14
Total	48



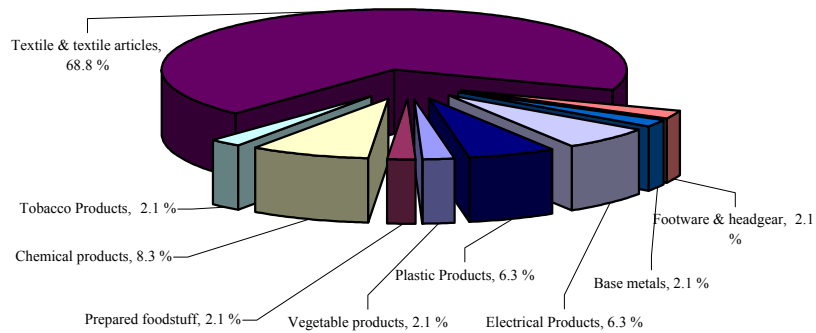
Distribution of listed companies by export situation

Export to US	Freq.
Yes	11
No	37
Total	48

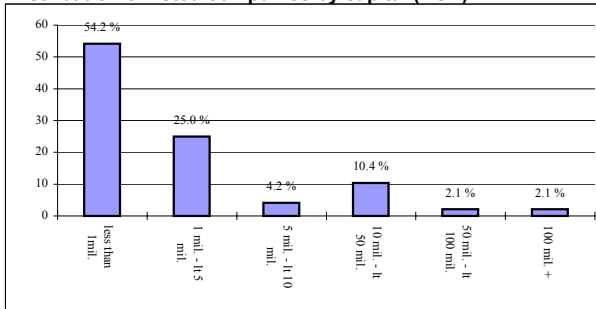


Distribution of listed companies by sector

Sector	Freq.
Vegetable Products	1
Prepared Foodstuffs	1
Chemical Products	4
Tobacco Products	1
Textiles & Articles	33
Footware & Headgear	1
Base Metals	1
Electrical Products	3
Plastic Products	3
Total	48



Distribution of listed companies by capital (EGP)



Distribution of listed companies by investments (EGP)

