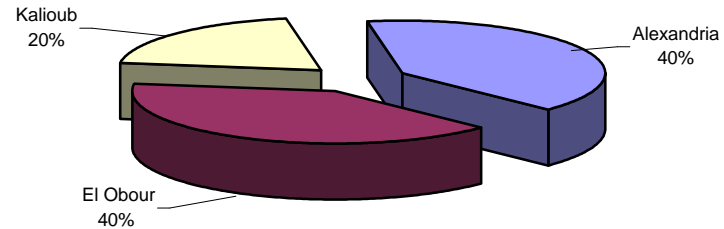


QIZ Company Statistics - 5 Companies Approved in June 5th, 2008

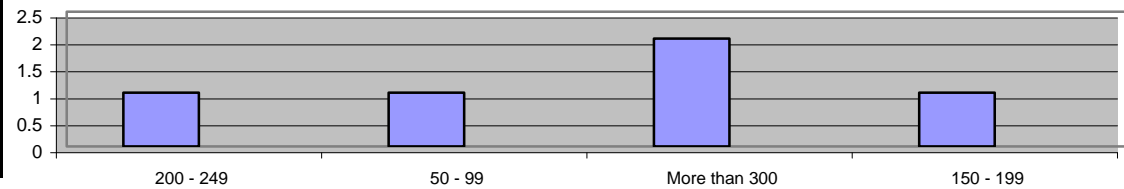
Distribution of listed companies by location

Location	Count of Freq.
Alexandria	2
El Obour	2
Kalioub	1
Grand Total	5



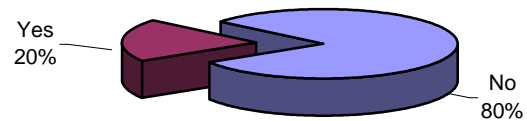
Distribution of listed companies by labor (total no. of workers)

Worker Category	Count of Freq.
200 - 249	1
50 - 99	1
More than 300	2
150 - 199	1
Grand Total	5



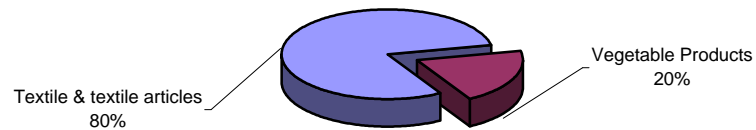
Distribution of listed companies by export situation

export situation	Count of Freq.
No	4
Yes	1
Grand Total	5

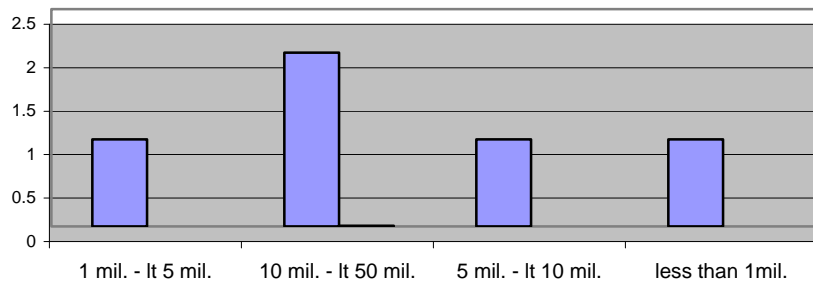


Distribution of listed companies by sector

Sector1	Count of Freq.
Textile & textile articles	4
Vegetable Products	1
Grand Total	5



Distribution of listed companies by capital (EGP)



Distribution of listed companies by investments (EGP)

