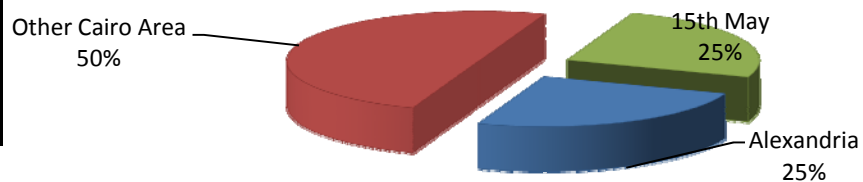


QIZ Company Statistics - 4 Companies Approved in June 30th, 2009

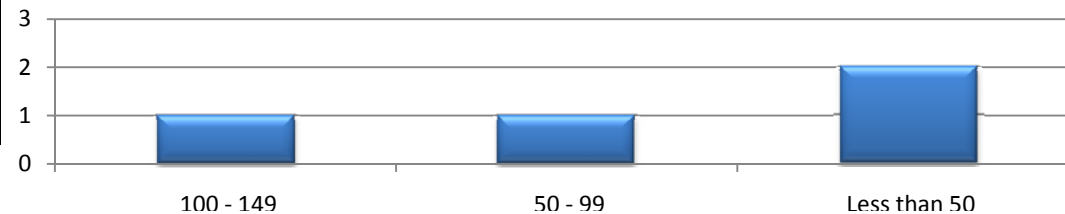
Distribution of listed companies by location

Location	Count of Freq.
Alexandria	1
Other Cairo Area	2
15th May	1
Grand Total	4



Distribution of listed companies by labor (total no. of workers)

Worker.Category	Count of Freq.
100 - 149	1
50 - 99	1
Less than 50	2
Grand Total	4



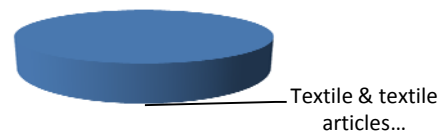
Distribution of listed companies by export situation

export situation	Count of Freq.
No	3
Yes	1
Grand Total	4

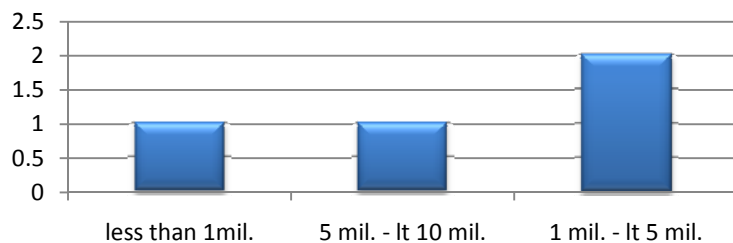


Distribution of listed companies by sector

Sector1	Count of Freq.
Textile & textile article	4
Grand Total	4



Distribution of listed companies by capital (EGP)



Distribution of listed companies by investments (EGP)

