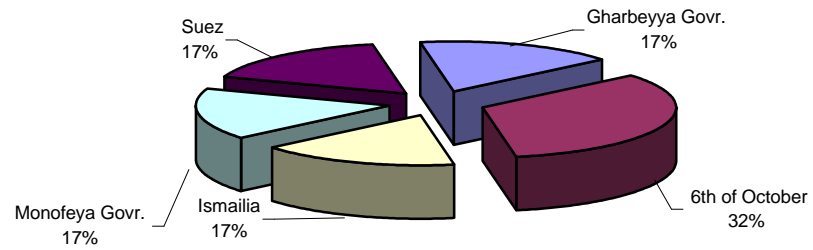


# QIZ Company Statistics - 7 Companies Approved in May 19<sup>th</sup>, 2008

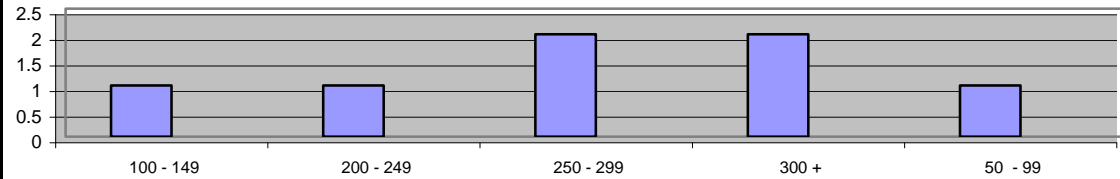
Distribution of listed companies by location

Location	Count of Freq.
Alexandria	1
Gharbeyya Govr.	1
6th of October	2
Ismailia	1
Monofeya Govr.	1
Suez	1
<b>Grand Total</b>	<b>7</b>



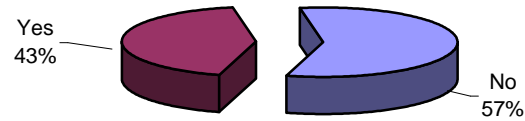
Distribution of listed companies by labor (total no. of workers)

Worker.Category	Count of Freq.
100 - 149	1
200 - 249	1
250 - 299	2
300 +	2
50 - 99	1
<b>Grand Total</b>	<b>7</b>




Distribution of listed companies by export situation

export situation	Count of Freq.
No	4
Yes	3
<b>Grand Total</b>	<b>7</b>

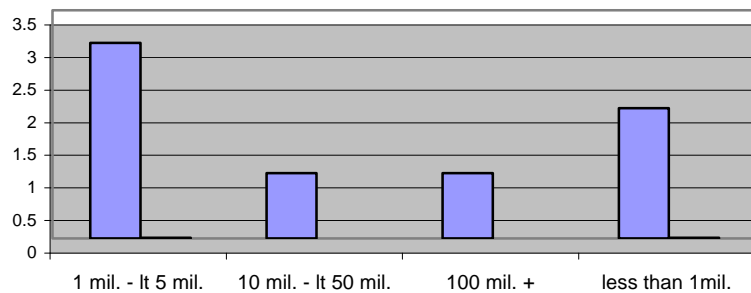


Distribution of listed companies by sector

Sector1	Count of Freq.
Base metals	1
Textile & textile articl	5
Vegetable Products	1
<b>Grand Total</b>	<b>7</b>



Distribution of listed companies by capital (EGP)



Distribution of listed companies by investments (EGP)

