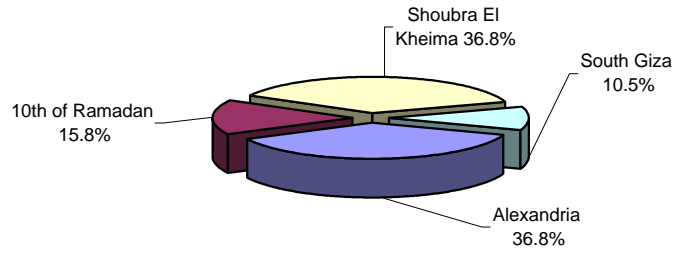


QIZ Company Statistics - 19 Companies Approved in August 14th, 2005

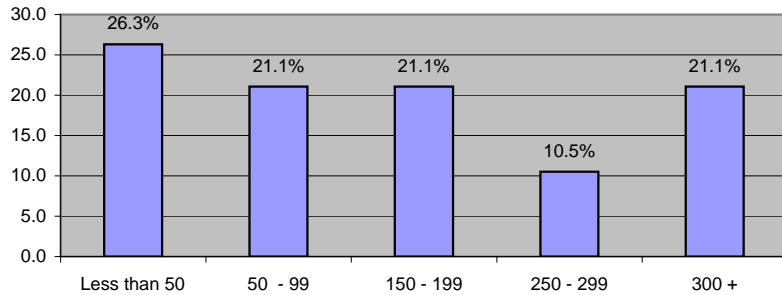
Distribution of listed companies by location

Location	Freq.
Alexandria	7
10th of Ramadan	3
Shoubra El Kheima	7
Port Said	0
Nasr City	0
South Giza	2
15th May	0
Qualifying Factory	0
Total	19



Distribution of listed companies by labor (total no. of workers)

Workers Category	Freq.
Less than 50	5
50 - 99	4
100 - 149	0
150 - 199	4
200 - 249	0
250 - 299	2
300 +	4
N.A	0
Total	19



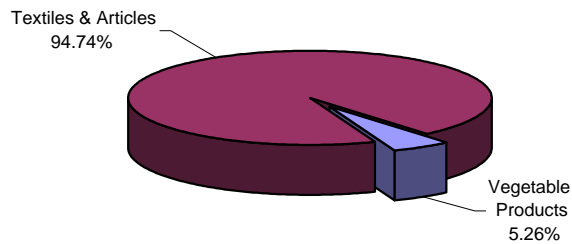
Distribution of listed companies by export situation

Export to US	Freq.
Yes	5
No	14
Total	19

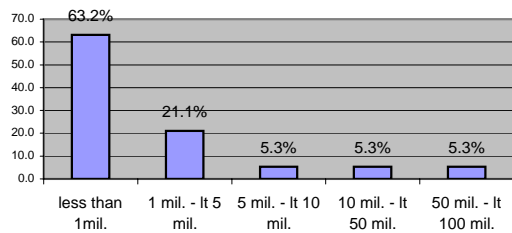


Distribution of listed companies by sector*

Sector	Freq.
Vegetable Products	1
Prepared Foodstuffs	0
Chemical Products	0
Tobacco Products	0
Textiles & Articles	18
Footware & Headgear	0
Base Metals	0
Electrical Products	0
Plastic Products	0
Animal products	0
Leather products	0
Articles of stone	0
Furniture	0
Total	19



Distribution of listed companies by capital (EGP)



Distribution of listed companies by investments (EGP)

