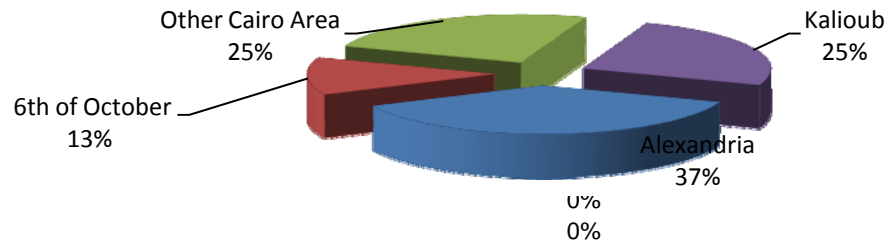


QIZ Company Statistics - 10 Companies Approved in August 16th, 2009

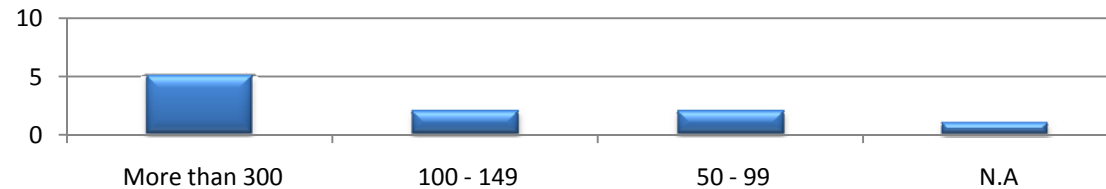
Distribution of listed companies by location

Location	Count of Freq.
Alexandria	3
6th of October	1
Other Cairo Area	2
Kalioub	2
Nasr City	1
Monofeya Govr.	1
Grand Total	10




Distribution of listed companies by labor (total no. of workers)

Worker Category	Count of Freq.
More than 300	5
100 - 149	2
50 - 99	2
N.A	1
Grand Total	10




Distribution of listed companies by export situation

export situation	Count of Freq.
No	9
Yes	1
Grand Total	10

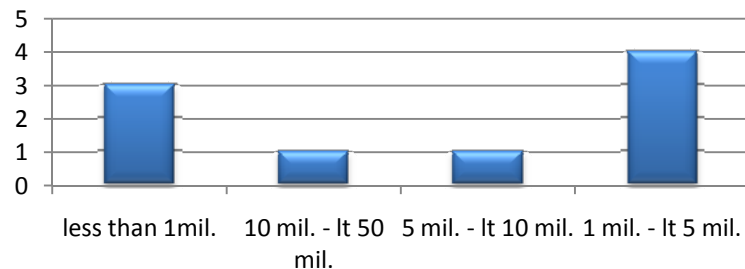


Distribution of listed companies by sector

Sector1	Count of Freq.
Textile & textile article	9
Vegetable products	1
Grand Total	10



Distribution of listed companies by capital (EGP)



Distribution of listed companies by investments (EGP)

