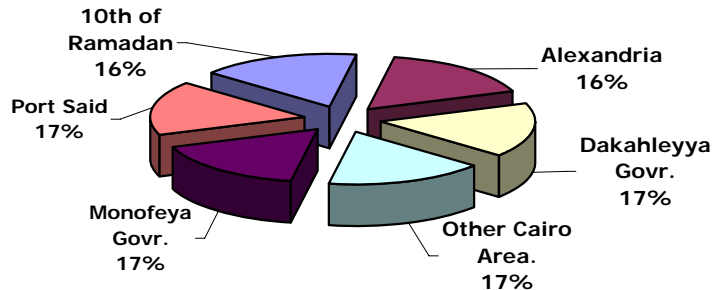


QIZ Company Statistics - 6 Companies Approved in December 11th, 2006

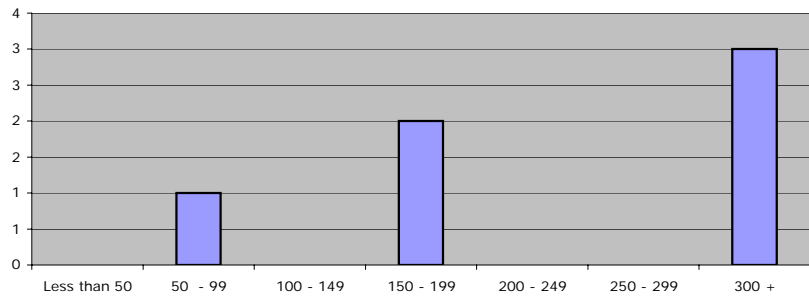
Distribution of listed companies by location

Location	Freq.
10th of Ramadan	1
Alexandria	1
Dakahleyya Govr.	1
Other Cairo Area.	1
Monofeya Govr.	1
Port Said	1
Total	6



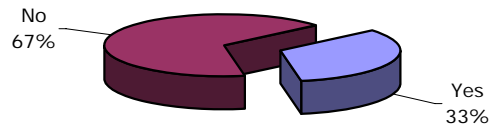
Distribution of listed companies by labor (total no. of workers)

Workers Category	Freq.
Less than 50	0
50 - 99	1
100 - 149	0
150 - 199	2
200 - 249	0
250 - 299	0
300 +	3
N.A	0
Total	6



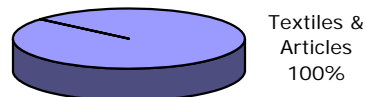
Distribution of listed companies by export situation

Export to US	Freq.
Yes	2
No	4
Total	6

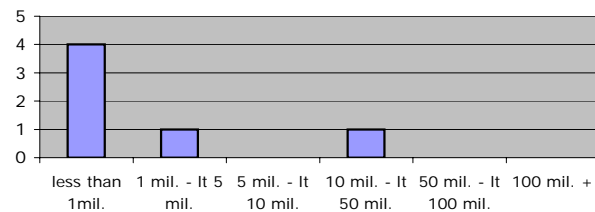


Distribution of listed companies by sector

Sector	Freq.
Textiles & Articles	6
Total	6



Distribution of listed companies by capital (EGP)



Distribution of listed companies by investments (EGP)

