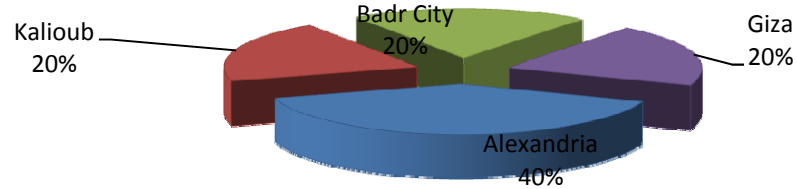


QIZ Company Statistics - 5 Companies Approved in Nov 15th, 2009

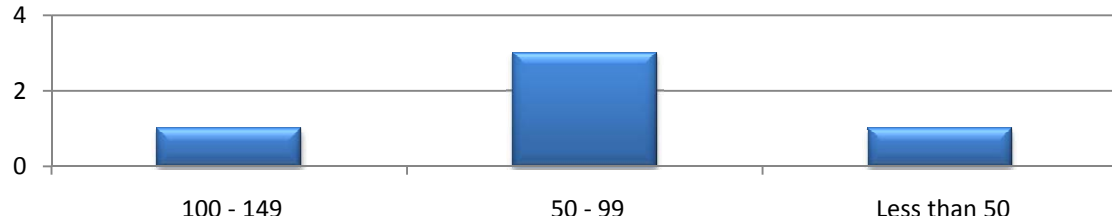
Distribution of listed companies by location

Location	Count of Freq.
Alexandria	2
Kalioub	1
Badr City	1
Giza	1
Grand Total	5



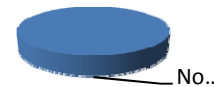
Distribution of listed companies by labor (total no. of workers)

Worker Category	Count of Freq.
100 - 149	1
50 - 99	3
Less than 50	1
Grand Total	5



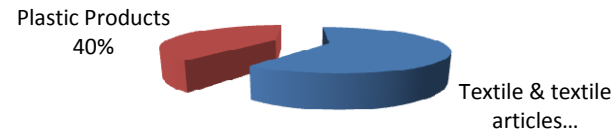
Distribution of listed companies by export situation

export situation	Count of Freq.
No	4
Yes	1
Grand Total	5

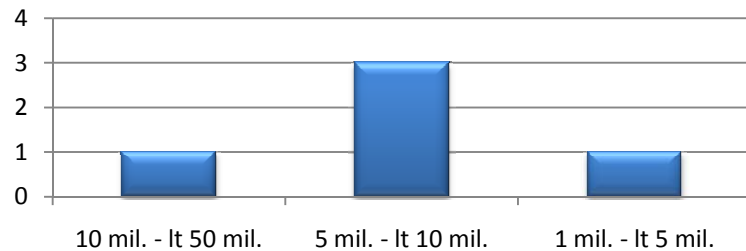


Distribution of listed companies by sector

Sector1	Count of Freq.
Textile & textile article	3
Plastic Products	2
Grand Total	5



Distribution of listed companies by capital (EGP)



Distribution of listed companies by investments (EGP)

